




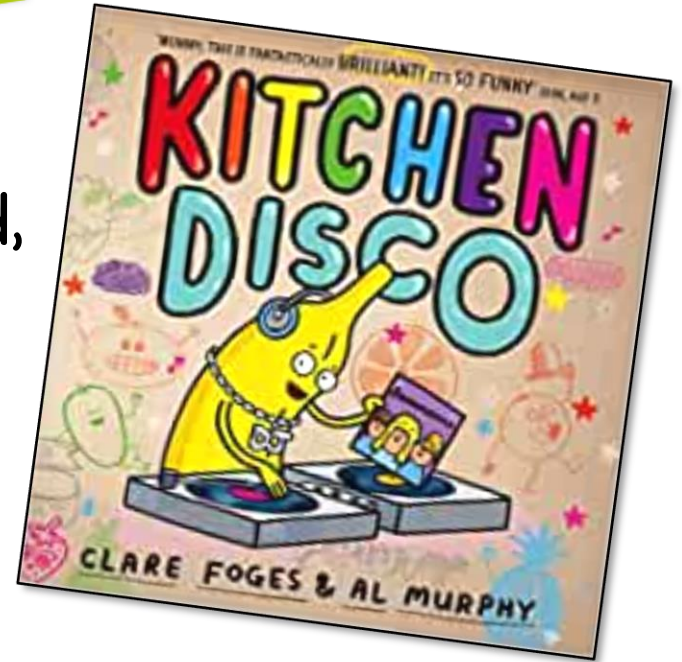
These activities and ideas are based around the “Oliver’s Vegetables” series by Vivian French.

All activities could be done without the book!

Starting with a Story



Other stories to read,
enjoy and link our
activities to.






Addition memory games


We have all been on a visit to the shops. Just like Oliver does in “Oliver’s fruit Salad” and in “The Shopping Basket”. Play your memory game with someone in your house or a group if you are lucky! How many items can you remember? How silly can you make them?

Starting with a Story



Talking Together

This memory game is based on you remembering all the items you bought by adding 1 more at a time.




It is called "I went to market" but you can change that to whatever shop you want! People tend to remember things if they are funny so experiment!

If you want to write things down that is an option if your memory needs some training! If you are in a group it sometimes helps to look at the person and what they have added to the list.

Starting with a Story


Play the game

Each person takes it in turns to add one more item to the list but they have to say all the items. Lets play!



Here is an example if 3 people were playing sat in a circle.

- 1) I went to market and I bought a red apple.
- 2) I went to market and I bought a red apple and a big pear.
- 3) I went to market and I bought a red apple, a big pear and a donkey .
- 1) I went to market and I bought a red apple, a big pear, a donkey and a pink pen.
- 2) I went to market and I bought a red apple, a big pear, a donkey, a pink pen and a dragon.
- 3) I went to market and I bought a red apple, a big pear, a donkey, a pink pen, a dragon and a jelly.



I think you get the idea!



Looking for amounts

In the series with Oliver there are many images of things to count and group.


Look at the images and see how many ways you can see the numbers.

Starting With a Story

Talking Together

How many onions? Can you see them in groups of 2?

How many flowers? Can you see them in groups of 2? How many carrots? How many strawberry bushes? Did you need to count them? How else do you see the things growing in the picture?



Starting With a Story

Talking Together

Look closely at the picture. Can you make some questions to ask a partner like we just did? How many plant pots? Do you see 10? How would you group them? How many seats have got people on them?



"I don't eat vegetables," Oliver told Grandpa.
"I only eat chips."
"If you want chips," said Grandpa, "you must find

Starting with a Story

Talking Together

How about this picture? How do you see the flowers? In which groups? How many mini beasts did Oliver find?



Starting with a Story

Talking Together

Can you think of some sentences to describe this picture?

What about the flowers?



Starting with a Story

Talking Together

Can you think of some sentences to describe this picture?
The amounts are a little different to what was in the trolley!



Talking Together-Learning through Play

A helping hand to where our activities link in our schemes and the EYFS.

Reception - Notes and guidance

Summer Progression

Addition and Subtraction

Change



Adding more



Taking away

Number and Place Value

Numbers to 20



Counting to 20

Development matters 40-60

Uses the language of 'more' and 'fewer' to compare two sets of objects.

Says the number that is one more than a given number.

In practical activities and discussion, beginning to use the vocabulary involved in adding and subtracting.

Records, using marks that they can interpret and explain.

Begins to identify own mathematical problems based on own interests and fascinations.

Early Learning Goal

Children count reliably with numbers from one to 20, place them in order and say which number is one more or one less than a given number.

Using quantities and objects, they add and subtract two single-digit numbers and count on or back to find the answer.

They solve problems, including doubling, halving and sharing