


An example of a sequence of learning in Art: KS1 Sculpture



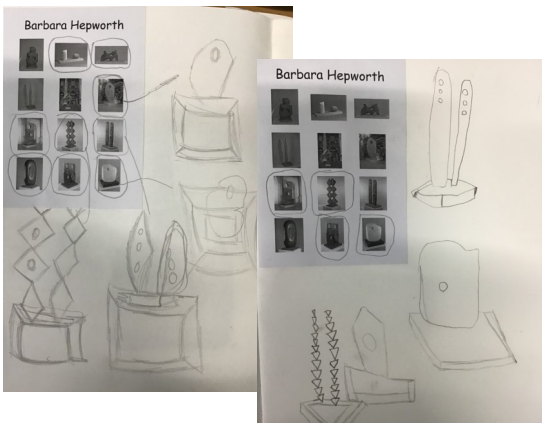
1. Discuss the term geometric. Explore creating an image using 2D shapes.




2. Look at images of geometric sculptures. Discuss the shapes used. Use blocks to create a geometric sculpture.




3. Using the photograph of their geometric sculpture from the previous session, draw the 3D sculpture, using shading to create form.



4. Look at pictures of Barbara Hepworth sculptures. Compare to the geometric sculptures. Add sketches of different Barbara Hepworth sculptures to sketchbook.



5. Discover how Barbara Hepworth wanted to capture organic sounds and shapes in her work. Use long and short sound files as a stimulus for new shapes



6. Create a sculpture inspired by Barbara Hepworth and nature